



8.




Unweighted n

Weighted n


| | Male | Female | White | Non-white | 18-34 | 35-54 | 55+ | College Grad | Some College | HS Grad or Less | Republican | Independent | Democrat | Conservative | Moderate | Liberal |
|--------------|------|--------|-------|-----------|-------|-------|-----|--------------|--------------|-----------------|------------|-------------|----------|--------------|----------|---------|
| Unweighted n | 568 | 431 | 755 | 232 | 208 | 259 | 525 | 453 | 333 | 212 | 339 | 379 | 274 | 400 | 315 | 265 |
| Weighted n | 495 | 503 | 660 | 331 | 285 | 304 | 401 | 356 | 276 | 368 | 294 | 394 | 309 | 368 | 313 | 297 |
| | 9 | 8 | 1 | 2 | 7 | | | | | | | | | | | |




| Male | Female | White | Non-white | 18-34 | 35-54 | 55+ | College Grad | Some College | HS Grad or Less | Republican | Independent | Democrat |
|------|--------|-------|-----------|-------|-------|-----|--------------|--------------|-----------------|------------|-------------|----------|
|------|--------|-------|-----------|-------|-------|-----|--------------|--------------|-----------------|------------|-------------|----------|



| | Male | Female | White | Non-white | 18-34 | 35-54 | 55+ | College Grad | Some College | HS Grad or Less | Republican | Independent | Democrat | Conservative | Moderate | Liberal | |
|--------------|------|--------|-------|-----------|-------|-------|-----|--------------|--------------|-----------------|------------|-------------|----------|---------------|----------|---------|-----|
| Unweighted n | 1004 | 566 | 430 | 753 | 231 | 206 | 258 | 525 | 452 | 333 | 210 | 338 | 378 | 273 | 399 | 314 | 264 |
| Weighted n | 1003 | 493 | 500 | 656 | 331 | 283 | 302 | 401 | 355 | 276 | 364 | 294 | 393 | 306 | 365 | 312 | 296 |
| | 176 | 62 | 114 | 123 | 52 | 53 | 61 | 61 | 76 | 57 | 42 | 37 | 67 | 70 | 40 | 70 | 62 |
| | 18% | 13% | 23% | 19% | 16% | 19% | 20% | 15% | 22% | 21% | 12% | 13% | 17% | 23% | 11% | 22% | 21% |
| | 76 | 35 | 40 | 38 | 38 | 29 | 21 | 26 | 31 | 14 | 30 | 13 | 33 | 30 | 23 | 26 | 28 |
| | 8% | 7% | 8% | 6% | 11% | 10% | 7% | 6% | 9% | 5% | 8% | 4% | 8% | 10% | 6% | 8% | 9% |
| | 71 | 35 | 36 | 56 | 13 | 8 | 13 | 46 | 33 | 18 | 20 | 31 | 18 | 21 | 39 | 11 | 21 |
| | 7% | 7% | 7% | 9% | 4% | 3% | 4% | 12% | 9% | 6% | 6% | 11% | 5% | 7% | 11% | 3% | 7% |
| | 69 | 37 | 32 | 53 | 16 | 15 | 21 | 33 | 29 | 20 | 20 | 21 | 26 | 21 | 26 | 20 | 20 |
| | 7% | 7% | 6% | 8% | 5% | 5% | 7% | 8% | 8% | 7% | 5% | 7% | 7% | 7% | 7% | 6% | 7% |
| | 60 | 35 | 23 | 49 | 11 | 9 | 19 | 32 | 28 | 20 | 12 | 20 | 17 | 20 | 16 | 20 | 23 |
| | 6% | 7% | 5% | 7% | 3% | 3% | 6% | 8% | 8% | 7% | 3% | 7% | 4% | | | | |



Male Female White Non-white 18-34 35-54 55+ College
Grad



| | Male | Female | White | Non-white | 18-34 | 35-54 | 55+ | College Grad | Some College | HS Grad or Less | Republican | Independent | Democrat | Conservative | Moderate | Liberal | |
|--------------|------|--------|-------|-----------|-------|-------|-----|--------------|--------------|-----------------|------------|-------------|----------|--------------|----------|---------|-----|
| Unweighted n | 1004 | 566 | 430 | 753 | 231 | 206 | 258 | 525 | 452 | 333 | 210 | 338 | 378 | 273 | 399 | 314 | 264 |
| Weighted n | 1003 | 493 | 500 | 656 | 331 | 283 | 302 | 401 | 355 | 276 | 364 | 294 | 393 | 306 | 365 | 312 | 296 |
| | 4 | 1 | 3 | 4 - | - | | 4 - | 3 | 1 - | - | | 4 - | - | | 1 | 3 | |