

Now, we have some questions on the issue of abortion --

12.


Q.14 (ABORTION SELF-IDENTIFICATION) CONTINUED

Trend from polls where pro-life/pro-choice was asked as a stand-alone question.


<u>Pro-choice</u>	<u>Pro-life</u>	Mixed/ Neither (vol.)
-------------------	-----------------	-----------------------------

21. Next, I'm going to read you a

Male Female White Non-white 18-34 35-54




Male Female White Non-white 18-34 35-54 55+



Unweighted n

	Male	Female	White	Non-white	18-34	35-54	55+	College Grad	Some College	HS Grad or Less	Republican	Independent	Democrat	Conservative	Moderate	Liberal
1007	568	431	755	232	208	259	525									



		18-34	35-54	55+	College Grad	Some College	HS Grad or Less	Republican	Independent	Democrat	Conservative	Moderate	Liberal				
Unweighted n	232	208	259	525	453	333	212	339	379	274	400	315	265				
Weighted n	1007	495	503	660	331	285	304	401	356	276	368	294	394	309	368	313	297
	198	84	108	119	73	85	61	47	99	39	57	15	79	103	17	55	121
	20%																

20%



	Male	Female	White	Non-white	18-34	35-54	55+	College Grad	Some College	HS Grad or Less	Republican	Independent	Democrat	Conservative	Moderate	Liberal
Unweighted n	568	431	755	232	208	259	525	453	333	212	339	379	274	400	315	265
Weighted n	495	503	660	331	285	304	401	356	276	368	294	394	309	368	313	297
	520	228	284	335												