

Q.10/11 SPLIT SAMPLED

10. *(Asked of a half sample)* Thinking about mass shootings that have occurred in the United States in recent years, from what you know or have read, how much do you think each of the following factors is to blame for the shootings a great deal, a fair amount, not much, or not at all? How about [RANDOM ORDER]?

BASED ON – 1,099 – NATIONAL ADULTS IN FORM A

| <i>2019 Aug 15-30 (sorted by “great deal”)</i> | Great deal | Fair amount | Not much/ Not at all |
|--|-------------------|--------------------|---------------------------------|
| Failure of the mental health system to identify individuals who are a danger to others | 55 | 28 | 16 |
| The spread of extremist viewpoints on the Internet | 50 | 29 | 19 |
| Easy access to guns | 48 | 21 | 30 |
| Inflammatory language from prominent political commentators | 34 | 24 | 41 |
| Drug use | 32 | 33 | 34 |
| Insufficient security at public buildings including businesses and schools | 28 | 34 | 39 |
| Violence in movies, video games and music lyrics | 25 | 23 | 52 |

FULL TRENDS:

A. Easy access to guns

| | <u>Great deal</u> | <u>Fair amount</u> | <u>Not much</u> | <u>Not at all</u> | <u>No opinion</u> |
|------------------|-------------------|--------------------|-----------------|-------------------|-------------------|
| 2019 Aug 15-30 ^ | 48 | 21 | 16 | 14 | 1 |
| 2013 Sep 17-18 | 40 | 21 | 16 | 20 | 3 |
| 2011 Jan 14-16 ^ | 46 | 19 | 16 | 18 | 1 |

^ Asked of a half sample

B. Violence in movies, video games, and music lyrics

| | <u>Great deal</u> | <u>Fair amount</u> | <u>Not much</u> | <u>Not at all</u> | <u>No opinion</u> |
|------------------|-------------------|--------------------|-----------------|-------------------|-------------------|
| 2019 Aug 15-30 ^ | 25 | 23 | 26 | 26 | * |
| 2013 Sep 17-18 | 32 | 24 | 23 | 20 | 2 |
| 2011 Jan 14-16 ^ | 31 | 27 | 26 | 15 | 2 |


Q.10 (FACTORS IN MASS SHOOTINGS) CONTINUED

C. The spread of extremist viewpoints on the Internet


| | <u>Great deal</u> | <u>Fair amount</u> | <u>Not much</u> | <u>Not at all</u> | <u>No opinion</u> |
|------------------|-------------------|--------------------|-----------------|-------------------|-------------------|
| 2019 Aug 15-30 ^ | 50 | 29 | 12 | 7 | 1 |
| 2013 Sep 17-18 | 29 | 28 | 22 | 15 | 6 |
| 2011 Jan 14-16 ^ | 32 | 31 | 19 | 12 | 6 |

D. Failure of the mental health system to identify individuals who are a danger to others


| | <u>Great deal</u> | <u>Fair amount</u> | <u>Not much</u> | <u>Not at all</u> | <u>No opinion</u> |
|------------------|-------------------|--------------------|-----------------|-------------------|-------------------|
| 2019 Aug 15-30 ^ | 55 | 28 | 12 | 4 | * |
| 2013 Sep 17-18 | 48 | 32 | 11 | 8 | 2 |
| 2011 Jan 14-16 ^ | 48 | 30 | 11 | 8 | 3 |



| | Male | Female | White | Non-white | 18-34 | 35-54 | 55+ | College Grad | Some College | HS Grad or Less | Republican | Independent | Democrat | Conservative | Moderate | Liberal | |
|--------------|------|--------|-------|-----------|-------|-------|-----|--------------|--------------|-----------------|------------|-------------|----------|--------------|----------|---------|-----|
| Unweighted n | 1099 | 562 | 537 | 799 | 270 | 201 | 316 | 569 | 475 | 373 | 242 | 341 | 422 | 324 | 454 | 357 | 252 |
| Weighted n | 1131 | 541 | 590 | 738 | 369 | 318 | 381 | 419 | 352 | 338 | 434 | 315 | 457 | 338 | 436 | 392 | 260 |
| | 537 | 196 | 341 | 282 | 244 | 164 | 168 | 203 | 175 | 144 | 213 | 54 | 204 | 267 | 148 | 189 | 190 |
| | 48% | 36% | 58% | 38% | 66% | 51% | 44% | 48% | 50% | 43% | | | | | | | |




| | Male | Female | White | Non-white | 18-34 | 35-54 | 55+ | College Grad | Some College | HS Grad or Less | Republican | Independent | Democrat | Conservative | Moderate | Liberal | |
|--------------|------|--------|-------|-----------|-------|-------|-----|--------------|--------------|-----------------|------------|-------------|----------|--------------|----------|---------|-----|
| Unweighted n | 1099 | 562 | 537 | 799 | 270 | 201 | 316 | 569 | 475 | 373 | 242 | 341 | 422 | 324 | 454 | 357 | 252 |
| Weighted n | 1131 | 541 | 590 | 738 | 369 | 318 | 381 | 419 | 352 | 338 | 434 | 315 | 457 | 338 | 436 | 392 | 260 |
| | 277 | 106 | 171 | 161 | 113 | 42 | 75 | 154 | 50 | 84 | 142 | 82 | 114 | 73 | 157 | 69 | 43 |
| | 25% | 20% | 29% | 22% | 31% | 13% | 20% | 37% | 14% | 25% | 33% | 26% | 25% | 22% | 36% | 18% | 17% |
| | 261 | 106 | 155 | 181 | 71 | 46 | 108 | 105 | 103 | 86 | 68 | 81 | 96 | 78 | 103 | 99 | 56 |
| | 23% | 20% | 26% | 25% | 19% | 15% | 28% | 25% | 29% | 26% | 16% | 26% | 21% | 23% | 24% | 25% | 22% |
| | 295 | 154 | 142 | 213 | 77 | 84 | 107 | 101 | 122 | 81 | 91 | 73 | 130 | 93 | 90 | 108 | 79 |
| | 26% | 28% | 24% | 29% | 21% | 26% | 28% | 24% | 35% | 24% | 21% | | | | | | |




Unweighted n

1099

Male Female White Non-white 18-34 35-54 55+ College Grad Some College HS Grad or Less Republican Independent Democrat Conservative Moderate Liberal



Male Female White Non-white 18-34 35-54 55+ College Grad Some College HS Grad or Less Republican



Male Female White Non-white 18-34 35-54 55+ College Grad Some College HS Grad or Less

Total

Total Male Female White Non-white 18-34 35-54 55+ College Grad Some College

